

Annex A - Instructional Guide

Step 1 – Download Parents Gateway Mobile App


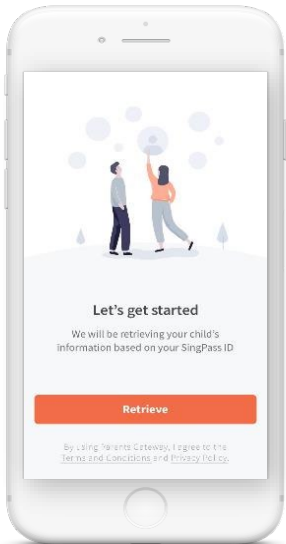
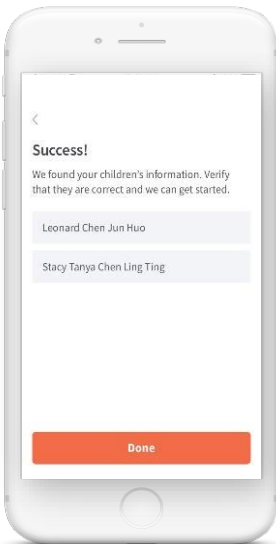
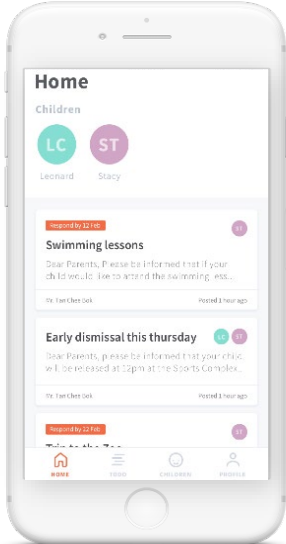
- a. Open the Apple App Store or Google Play Store app on your mobile phone.
- b. Search for the ‘Parents Gateway’ mobile app or scan the QR code provided.
- c. Download and install the app onto your phone.
- d. Enable ‘**Allow Notifications**’ to receive push notifications.

Note: In order to continue receiving notifications, users should not log out of the app.

Note: Supported OS Versions - **Android 6.0 or later & iOS 9.1 or later**



Step 2 – One-Time On-boarding

| | | | |
|--|--|--|---|
| <p>(i) Tap on “Log in with SingPass” and Log in with your SingPass (2FA)</p> | <p>(ii) Tap on “Retrieve” to retrieve your child(ren)’s information</p> | <p>(iii) Tap on “Done” to complete on-boarding</p> | <p>(iv) You should see your child(ren)’s school announcements and activities (if any)</p> |
|  |  |  |  |